

A modern kitchen featuring a dark wood island with a countertop, stainless steel appliances including a range and oven, and light-colored cabinetry. Large windows on the left side provide natural light, and pendant lights hang over the island. The overall design is clean and contemporary.

inspired design

INDIVIDUALITY IS EVERYTHING.

CABINETS BY
Decorá



EXPRESS YOUR PERSONAL STYLE

Your home is the ultimate expression of your personal style. From subtle nuances to statement-making details, you've got a signature look that's all your own, and Decorá® can bring it to life. We produce the very best in premium cabinetry for the kitchen, bath and other rooms of your home. With roots established in one of the nation's earliest fine furniture building capitals, our heritage in craftsmanship runs deep. Our Midwestern sensibilities are apparent in the sturdiness of our construction and the unparalleled quality of our finish. With a selection of door styles ranging from contemporary to traditional, an unparalleled palette of stains and custom paints, a large assortment of luxury storage solutions and a multitude of custom capabilities, you and your Decorá designer have all that's needed to dream up a design that embodies your unique style.



harmony

non-beaded inset : maple crushed ice and quartersawn oak sepi

KITCHENS

On trend, yet timeless.
Hard working, yet elegant.
Accessible, authentic and
all about you. Your kitchen
should represent an open
invitation to enjoy the
moment. Whether savoring
the calm while gathering
your thoughts over a cup of
coffee, or referencing a blog
while doing prep work for
your next gourmet gathering,
your kitchen should be a place
where you love to spend time.
A space that embodies all
you find beautiful and that
functions easily in accordance
with your natural work fl w.

marquis

maple sherwin-williams® color : seaworthy





CABINETS BY
Decorá



prescott
beaded inset : maple white





Beauty balanced with function is the ultimate luxury. Here, high functionality and sophisticated style are inseparable. With a gentle color palette and just enough detail to suggest refinement, this kitchen and accompanying locker area represent style longevity. Thoughtful, customized storage features, built-in niches and generous moulding complement the inset style perfectly.





prescott
beaded inset : maple white



harmony

non-beaded inset : maple crushed ice and quartersawn oak sepia





harmony

non-beaded inset : maple crushed ice and quartersawn oak sepia

Earthy has never been so elegant. Painted maple cabinets and stainless steel appliances soften this craftsman kit then peppered with rough-hewn wood accents. A fusion of styles such as this creates a personalized space that feels completely uncontrived and suggests a thoughtful evolution of home.





prescott
non-beaded inset : oak chantille





daladier

maple mineral deposit (sherwin-williams® color) and custom color



Courtesy of Better Homes and Gardens



daladier

maple garden spot (sherwin-williams® color) and custom color

Courtesy of Better Homes and Gardens



The only rule? Create a look you'll love. With that thought as your guiding principle, throw convention to the side. Thinking of two cabinet colors in the kitchen? How about three? This space starts with the relatively neutral Sherwin-Williams® Mineral Deposit paint color and pairs it with timelessly appealing white. Splashes of green combined with tastefully playful fabric choices bring the space to life.





braydon manor
maple crushed ice





braydon manor
maple crushed ice

This kitchen is generously sized but keeps it's intimate, inviting feel with areas that flow, one into the other, interrupted by nooks that invite conversation. An open plan with broad work surfaces and wide walkways support a rhythm for the day's comings and goings, while allowing the work area to stay traffic free.





leyden
maple cobblestone





treyburn

non-beaded inset : maple custom color





treyburn

non-beaded inset : maple custom color



Customized paint color choices inside and out – another Decorá advantage. Wanting to match the green in that favorite artwork of yours? Love the coral tint of your heirloom china? Decorá can recreate the color that inspires you. Cabinets lit from within add another level of drama and showcase the complementary paint that you choose to customize the interior of your cabinet.





avignon
cherry rousseau lumineaire





Think about a kitchen designed around your passion. How perfect would that be? Are you an aspiring gourmet chef? An avid entertainer? Your kitchen should be designed to accommodate the activities you love. For a bar area to share the spotlight with food prep makes perfect sense when you are the resident neighborhood wine connoisseur, for instance.



avignon
cherry rousseau luminaire



harmony

beaded inset : cherry arlington espresso & maple pavillion beige espresso (sherwin-williams® color)





roslyn & maxwell
alder cliff and herry shadow





Beauty and function — find your balance with Decorá, and take your design up a notch by thinking inside the box. Every square inch offers an opportunity to enhance the larger environment by streamlining your work flow with thoughtful storage solutions. Hands free options go the extra mile for the ultimate in convenience — a hallmark of today's well-equipped kitchen.





roslyn & maxwell
alder cliff and herry shadow

BATHS AND OTHER ROOMS

Of course the kitchen is where we all tend to gravitate. Consider creating stylish personal retreats and functional areas of purpose throughout your home with sophisticated, custom solutions from Decorá. Selecting the perfect door style, a beautiful finish, and crafting the right design is an integral step in assuring that every space contributes to your truly comfortable, organized, well-met home.

toulan

maple sensible hue (Sherwin Williams® color)





CABINETS BY
Decorá



modesto
maple cobblestone





A room takes on so much more personality when we get the fundamentals just right, and then exceed them. A clever design can transform an underutilized corner into a dramatic focal point. A splash of unexpected color makes a room come alive. Here we see one bath with four unique cabinet applications. Decorá makes it easy to open your mind to bold new solutions.





modesto
maple cobblestone



marquis

cherry teaberry





marquis
cherry teaberry



Good morning, beautiful! Greet the day with brilliant surfaces, thoughtful design and the best in organization. Decorá offers customizable options outside and inside the cabinet. Creative slide outs, doored pullouts and plumbing cutouts provide the building blocks for bath design standouts. Talk to your designer to learn about all the possibilities Decorá offers in bath personalization.





hawthorne

non-beaded inset : maple chantille





modesto

maple sepia





girard
maple kashmir espresso and teaberry



Entry ensembles offer tidy solutions for the hall, mudroom or laundry, transforming underutilized areas into organized artful collections of jackets, backpacks, sports equipment and shoes. Make it the hub for corraling keys, phones and electronic devices, calendar synching and family communications, pet supplies and more. Life runs more smoothly in a well-kept home where everything has its place.





DOOR STYLES AND FINISHES

Though we proudly craft our cabinetry right here in Indiana, our style research and color trend analyses are gathered with a global perspective in mind. We offer a broad, beautiful palette of colors representing an entire spectrum of wood tones and glazes that echo trends from around the world. Mindful of your investment dollar, our style sights are set on the long term appeal, quality and performance that you desire. See where Decorá can take you.



Left to right: Plaza Hickory Cliff, Sloan Cherry Shadow, Sloan Rustic Alder Fog, Plaza Quartersawn Oak Shadow

door styles



AIREDALE
ACHMOOR



ARTISAN*
ACHMOOR



ARTISAN*
5-PIECE DRAWER FRONT OPTION
ACHMOOR



AVIGNON*
CM



DALADIER
ACHMOOR



DALADIER
SLAB DRAWER FRONT OPTION
ACHMOOR



DAVENPORT
CM



GALLERIA
ACHMOOR

*Style available in multiple outside profiles

For an interactive door style and finish selection guid , visit decoracabinets.com/products

Creating a unique space filled with beautiful cabinetry is simple when you pare it down to three easy steps.

1. Select the style of your door.
2. Select a door color or colors along with a wood type.
3. Get in touch with your professional Decorá designer!

AVAILABLE ON:

- A** alder
- C** cherry
- H** hickory
- M** maple
- O** oak
- Q** quartersawn oak
- R** rustic alder



AVIGNON*
SLAB DRAWER FRONT OPTION
C M



BRAYDON MANOR
A C H M O Q R



CAMBRIDGE*
A C H M O Q R



CAMBRIDGE*
SLAB DRAWER FRONT OPTION
A C H M O Q R



GIRARD
A C H M O Q R



HARMONY*
A C H M O Q R



HARMONY*
SLAB DRAWER FRONT OPTION
A C H M O Q R



HAWTHORNE
A C H M O Q R

door styles



HAWTHORNE
SLAB DRAWER FRONT OPTION
ACHMOOR



HUCHENSON*
ACHMOOR



KINGSTON*
ACHMOOR



LEXINGTON*
CM



MAXWELL*
ACHMOOR



MAXWELL*
SLAB DRAWER FRONT OPTION
ACHMOOR



MODESTO
ACHMOOR



MODESTO
SLAB DRAWER FRONT OPTION
ACHMOOR

*Style available in multiple outside profiles

For an interactive door style and finish selection guide, visit decoracabinets.com/products

AVAILABLE ON:

- A** alder
- C** cherry
- H** hickory
- M** maple
- O** oak
- Q** quartersawn oak
- R** rustic alder



LEXINGTON*
5-PIECE DRAWER FRONT OPTION
C M



LEYDEN
C M



MADISON*
A C H M O Q R



MARQUIS*
A C H M O Q R



PLAZA*
A C H M O Q R



PLAZA*
5-PIECE RECESSED DRAWER
FRONT OPTION
A C H M O Q R



PLAZA*
5-PIECE RAISED DRAWER
FRONT OPTION
A C H M O Q R



PRESCOTT*
A C H M O Q R

door styles



PRESCOTT*
SLAB DRAWER FRONT OPTION
A C H M O O R



ROSLYN*
A C H M O O R



ROSLYN*
5-PIECE DRAWER FRONT OPTION
A C H M O O R



SAVANNAH
C M



TREYBURN*
A C H M O O R



TREYBURN*
SLAB DRAWER FRONT OPTION
A C H M O O R



VERONA* (WALL CABINET)
A C H M O O R



WILLSHIRE
A C H M O O R

*Style available in multiple outside profiles

For an interactive door style and finish selection guide, visit decoracabinets.com/products

AVAILABLE ON:

- Ⓐ alder
- Ⓒ cherry
- Ⓗ hickory
- Ⓜ maple
- Ⓞ oak
- Ⓠ quartersawn oak
- Ⓡ rustic alder



SIMSBURY*
ⒶⒸⒽⓂⓄⓇ



SLOAN*
ⒶⒸⒽⓂⓄⓇ



SLOAN*
5-PIECE DRAWER FRONT OPTION
ⒶⒸⒽⓂⓄⓇ



TOULAN*
ⒶⒸⒽⓂⓄⓇ



YARDLEY*
ⒶⒸⒽⓂⓄⓇ



YARDLEY*
SLAB DRAWER FRONT OPTION
ⒶⒸⒽⓂⓄⓇ

inset door styles

BEADED INSET



HARMONY*
ACHMOOR



HARMONY*
SLAB DRAWER FRONT OPTION
ACHMOOR



HAWTHORNE
ACHMOOR



HUCHENSON*
ACHMOOR



PLAZA*
ACHMOOR



PRESCOTT*
ACHMOOR



PRESCOTT*
SLAB DRAWER FRONT OPTION
ACHMOOR



SIMSBURY*
ACHMOOR



TREYBURN*
ACHMOOR



YARDLEY*
ACHMOOR

*Style available in multiple outside profiles

For an interactive door style and finish selection guide, visit decoracabinets.com/products

All doors shown in Chantille

AVAILABLE ON:

- Ⓐ alder
- Ⓒ cherry
- Ⓗ hickory
- Ⓜ maple
- Ⓞ oak
- Ⓠ quartersawn oak
- Ⓡ rustic alder

NON-BEADED INSET



HARMONY*
ACHMOOR



HARMONY*
SLAB DRAWER FRONT OPTION
ACHMOOR



HAWTHORNE
ACHMOOR



HUCHENSON*
ACHMOOR



PLAZA*
ACHMOOR



PRESCOTT*
ACHMOOR



PRESCOTT*
SLAB DRAWER FRONT OPTION
ACHMOOR



SIMSBURY*
ACHMOOR



TREYBURN*
ACHMOOR



YARDLEY*
ACHMOOR

door profiles

STANDARD PROFILE OPTIONS



profile 10

profile 12

profile 14

profile 17

profile 18

profile 27

Taking personalization one step further, we offer a variety of shapes for the outside edge of your cabinet door. Talk to your designer to learn how a simple profile can completely change the look of your door style selection.

INSET PROFILE OPTIONS



profile 10

profile 12

profile 14

profile 17

profile 27

aluminum frame door options

PROFILE OPTIONS



AF002

AF003

AF004

AF005

AF006

AF007

AF010

INSERT OPTIONS

STANDARD



satin glass

clear glass



reeded glass


listral D



austral glass

master carre glass

METALLIC FINISH



natural aluminum




brushed stainless steel look



platinum ice

BACKPAINTED GLASS



white gloss

white matte

sand gloss

sand matte



mocha gloss

mocha matte

bronze gloss

bronze matte



silver gloss

silver matte

charcoal gloss

charcoal matte



olive gloss

olive matte

scarlet gloss

scarlet matte



black gloss

black matte

While considering the shape of your door, think about adding some metal to the mix. Again, a choice in profile – and in this case an insert – makes all the difference.

PROFILE FINISHES

ANODIZED ALUMINUM




natural aluminum



brushed stainless steel look


POWDER COAT



black



white



oil rubbed bronze


3FORM® ARCHITECTURAL RESIN




bear grass




fossil leaf



thatch



quattro carbon




wisp silver



linea ivory


HIGH GLOSS PARAPAN®



alpine white




white



opal white




latte



light grey




stone grey




cappuccino



pale ivory



brown



oxide red



signal red



bordeaux



cobalt blue



turquoise



kiwi



orange




mint



black

speciality doors



Estate Mullion



Gallery Mullion



Mullion




Prairie Mullion




Shaker Mullion



Summit Mullion



Horizon with Cut for Glass



Horizon with Cut for Glass Top and Center Panels



Horizon with Center Panels




Craftsman with Cut or Glass



Craftsman with Center Panels



Mission with Cut for Glass



Mission with Cut for Glass Top and Center Panels



Mission with Center Panels



Transom with Cut for Glass Top



Transom with Center Panels

hardware



H104
chrome



H135
stainless steel



H113
satin nickel



H118
satin nickel



H108
iced tea nickel



H127
silver stone



H105
satin nickel



H138
sandstone



H116
black mist



H102
leather textured metal with champagne nickel metal



H126
mica



H117
refined bronze



H123
oil rubbed bronze



H136
oil rubbed bronze



H103
chrome



H129
stainless steel



H114
satin nickel



H120
satin nickel



H144
iced tea nickel



H128
silver stone



H106
satin nickel



H137
sandstone



H115
black mist



H101
leather textured metal with champagne nickel metal



H125
mica



H119
refined bronze



H124
oil rubbed bronze



H130
oil rubbed bronze



H100
crysacrylic satin nickel



H957
satin nickel



H109
iced tea nickel



H131
stainless steel



H133
stainless steel



H122
satin nickel



H111
iced tea nickel



H112
iced tea nickel



H107
satin nickel



H141
stainless steel



H142
stainless steel



H143
stainless steel



H951
blackened bronze



H952
blackened bronze



H911
hammered blackened bronze



H121
refined bronze



H132
oil rubbed bronze



H134
oil rubbed bronze

finishes




harmony

non-beaded inset : cherry coriander espresso & alder bombay


Selecting a finish is the second step in this creative process. Finish can mean a traditional wood stain with or without glaze, more colorful semi-translucent stain and glaze combinations, or opaque paints with or without glaze. When layered over various wood types, the color variety is broad and chock full of possibility. Talk with your Decorá designer to understand how wood grain affects color, and peruse our pages and website for color inspiration.

ALDER & RUSTIC ALDER FINISHES


STAINS




natural




pheasant




suede




sepia




bombay




mink




cliff




wheatfield




brandywine




arlington




malbec



teaberry




shadow




fog


GLAZES




natural bronze




wheatfield bronze




coriander coffee




wheatfield espresso




arlington espresso




natural coffee



sienna coffee




brandywine coffee




brandywine espresso

SPECIALTY FINISHES




cinnabar



bourbon noir



rousseau luminaire



amber luminaire

finishes

CHERRY FINISHES


STAINS




natural




pheasant




brandywine



sepia



bombay



mink



cliff




wheatfield




suede




arlington



malbec



teaberry



shadow



fog


GLAZES




natural bronze




coriander coffee




sienna coffee




wheatfield espresso




brandywine espresso




arlington espresso




natural coffee




wheatfield bronze



coriander espresso




mink espresso




brandywine coffee


SPECIALTY FINISHES




cinnabar



bourbon noir



amber luminaire



rousseau luminaire

HICKORY FINISHES


STAINS




natural




pheasant



suede



malbec



shadow




fog




wheatfield




brandywine



sepia



teaberry



cliff

GLAZES



natural bronze



wheatfield bronze



coriander coffee



natural coffee

finishes

MAPLE FINISHES


STAINS



natural




pheasant




bradywine



malbec




shadow




fog




wheatfield




suede



sepia



bombay



teaberry

GLAZES




natural bronze



wheatfield bronze



coriander coffee




natural coffee

SEMI-TRANSLUCENT




honeycomb



angora




turquoise




cobblestone


SPECIALTY FINISHES




irish crème




cinnabar



turquoise rust



weathered jet*



jet ember*

* Not available on Marquis

OAK & QUARTERSAWN OAK FINISHES


STAINS



natural




pheasant




brandywine



malbec




teaberry



cliff




wheatfield




suede




sepia



bombay



shadow




fog


GLAZES




natural bronze



coriander coffee




wheatfield bronze




arlington espresso

SEMI-TRANSLUCENT




angora




turquoise


SPECIALTY FINISHES



irish crème



bourbon noir

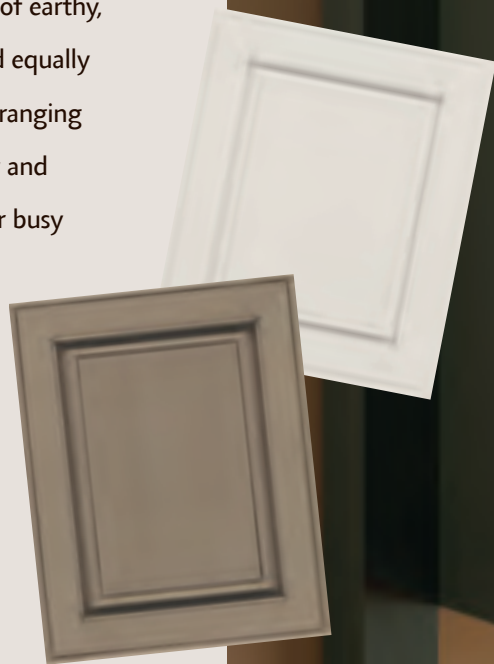


turquoise rust

COLOR

evolution

Although neutrals continue to be in favor, especially for products like cabinets where we look for style longevity, the definition is evolving thanks to renewed consumer confidence and the desire to express personal style. Like a clean slate, painted cabinets in tints of white, fresh and bright, hold their spot as the most coveted finish. Complex grays, now turning toward khaki, are also highly sought after, especially in the context of modern, rustic flavor. The handsome strength of earthy, cool browns ground us to nature, and equally comfortable, soothing tones of blue, ranging from sky to sea to midnight, are easy and relaxed - the perfect backdrop for our busy lives. Pops of accent color, shown here on the hutch, as well as a combination of neutral finishes within a room, continue to be stylish yet safe ways to add personal flavor.



harmony

non-beaded inset: maple retreat



Decorá Color Evolution is a three part program offering varying degrees of color choice options on Maple and Oak door styles. From the preselected palettes within our Color Collections, to the 2000+ beautiful Sherwin Williams® shades, to the Decorá Custom Color program, we have the color flexibility to achieve a level of personal expression that is unparalleled in the industry.

COLOR COLLECTIONS

Enjoy the gorgeous palette of 30 hues handpicked for their style savvy and timeless appeal.

SHERWIN-WILLIAMS.

Do you have color moxie? More than 2000 paints available from the Sherwin Williams palette take color selection one step further.

CUSTOM COLOR

Whether color inspiration is linked to a treasured heirloom or the color of your jacket, Decorá offers the ultimate in flexibility with our Custom Color program.



SW 6213
Halcyon Green



SW 6214
Underseas



SW 6215
Rocky River



COLOR

evolution: COLOR COLLECTIONS

MAPLE AND OAK PAINTS

SHADES OF PALE



white




crushed ice




chantille



jasmine



confection



lunar



kashmir

TRANQUIL DEPTHS



escape



retreat



peppercorn



peat



mount etna


UNDER THE SUN



buff




bee's wax



barley




terra cotta




rustic red


SPRING FEVER



cargo




lemongrass



zeus




sweet pea




pier


DOWN TO EARTH




true taupe



sandy ridge



foot hills



earth

Available on Maple and Oak, this fail-safe palette of hand-picked neutrals offers personality with style longevity. These hues can singularly carry a style, yet work beautifully as accents to traditional wood tones. Additionally, these colors are complementary when used within the same design for the ultimate in style expression.

QUIET SOPHISTICATION




mindful grey



stamped concrete




urbane




jet


GLAZING OPTIONS*




pewter




twilight



coffee



espresso



black

Coffee, Espresso, Pewter and Twilight Glazes are available on all Color Collection finishes on Maple only. Black is available on all Color Collection finishes except for Jet. (The example above shows the available glazes on Chantille.)

* Not available on Marquis.

When maple opaque finishes are ordered, the door center panel will be constructed of Medium Density Fiberboard (MDF), except when distressing (Reserve and Reserve Plus, Vintage and Vintage Plus), and Sweet Pea or Jet colors are specified. MDF provides a smoother finish when painted, and is more resistant to warping, expansion, and contraction.



huchenson non-beaded inset : maple zeus

COLOR

evolution: SHERWIN-WILLIAMS® AND CUSTOM COLORS

SHERWIN-WILLIAMS®

With 2000+ paints available from the Sherwin Williams color palette to enhance your Maple or Oak door style, you'll be sure to find a color that is beyond ordinary. Add Black, Coffee, Espresso, Pewter or Twilight glaze on Maple for true artistic interpretation.



custom color

Available on Maple and Oak door styles, Decorá offers the ultimate in flexibility with our Custom Color paint program. Regardless of your inspiration, we can match it! Choose to add Black, Coffee, Espresso, Pewter or Twilight glaze for maximum color interest.




finish techniques

True personalization is the result of unique choices. Decorá offers the ultimate in authenticity with two finish techniques each featuring two levels of time-worn sophistication.



reserve & *reserve plus*


Reserve's light distressing uses wormholes, tiny dents and light signs of wear. Reserve Plus adds more aggressive techniques like rasping and splits, artfully blended for a beautifully aged look.




wormholes



dents



rasping




marks & splits




vintage & *vintage plus*

Vintage is a light sand-through to create a subtle, time worn look. Vintage Plus is an aggressively burnished sand-through technique applied to corners and raised profiles, exposing the underlying wood.



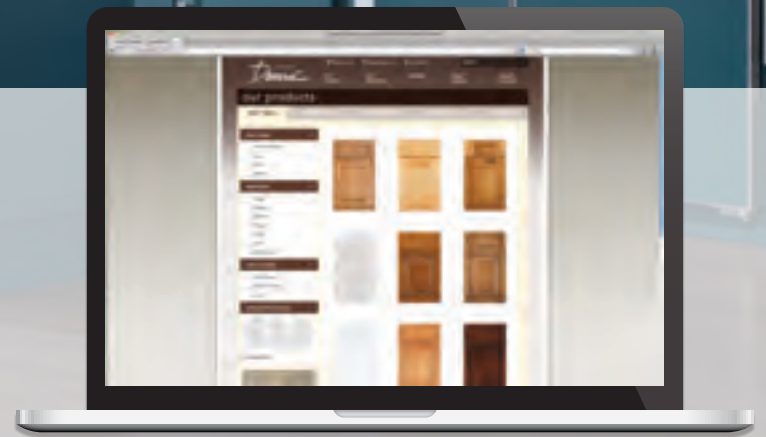
light sand-through



aggressive sand-through



FOR AN INTERACTIVE DOOR STYLE
AND FINISH SELECTION GUIDE, VISIT
decoracabinets.com/products



CABINETS BY
Decorá

masterbrand.com
decoracabinets.com



Kitchen Cabinet Manufacturers Association
Environmental Stewardship Program
All products impact the environment.
For ESP program criteria, visit greencabinetsource.org.

Styles, product availability and construction may vary slightly from those shown in this catalog due to material availability and/or design evolution. Specifications are subject to change without notice. For more details, please see www.decoracabinets.com or contact your designer.

Product photography and illustrations have been reproduced as accurately as printing technologies permit. To ensure highest satisfaction, we strongly recommend you view an actual sample for best color, wood grain and finish representation. © 2015 MasterBrand Cabinets, Inc. All rights reserved. DECORÁ is a registered trademark of MBCI.



LIFETIME
LIMITED WARRANTY

A Division of MasterBrand Cabinets, Inc.
One MasterBrand Cabinets Drive • Jasper, Indiana 47546

05STYLFNSH9 2015-06/CNV/14.2M